

# Chapter 15

## Oscillations

## 15.1 Simple Harmonic Motion

**Oscillatory Motion:** Motion which is periodic in time; motion that repeats itself in time.

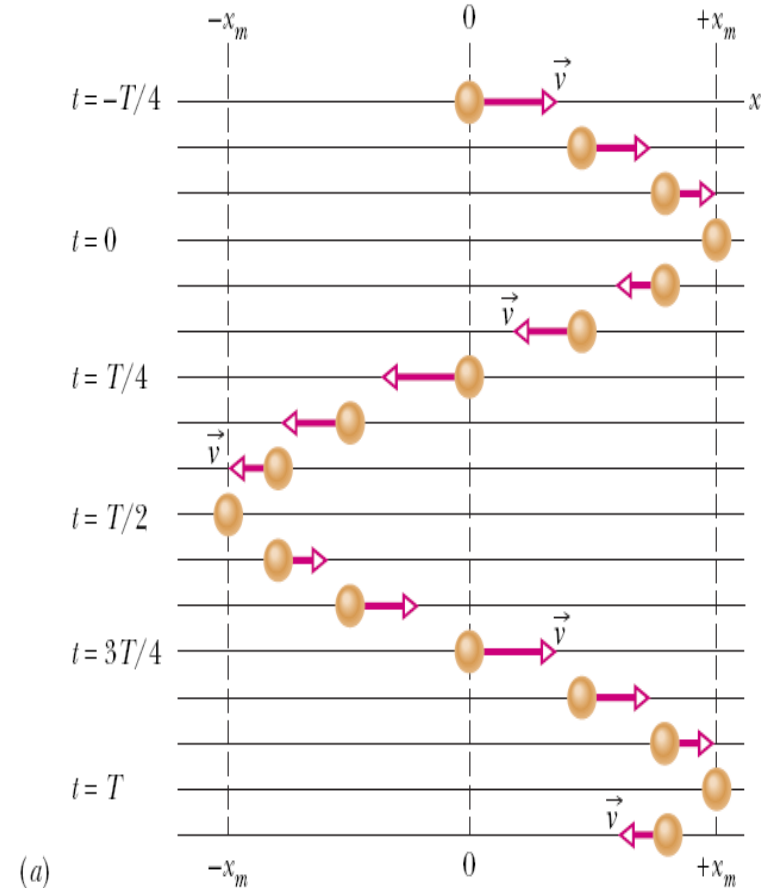
- **Examples:**
  - Power line oscillates when the wind blows past.
  - Earthquake oscillations move buildings – sometimes the oscillations are so severe, that the system exhibiting oscillations break apart.

### SHM:

- If the motion is a sinusoidal function of time, it is called simple harmonic motion (SHM).
- Mathematically SHM can be expressed as:

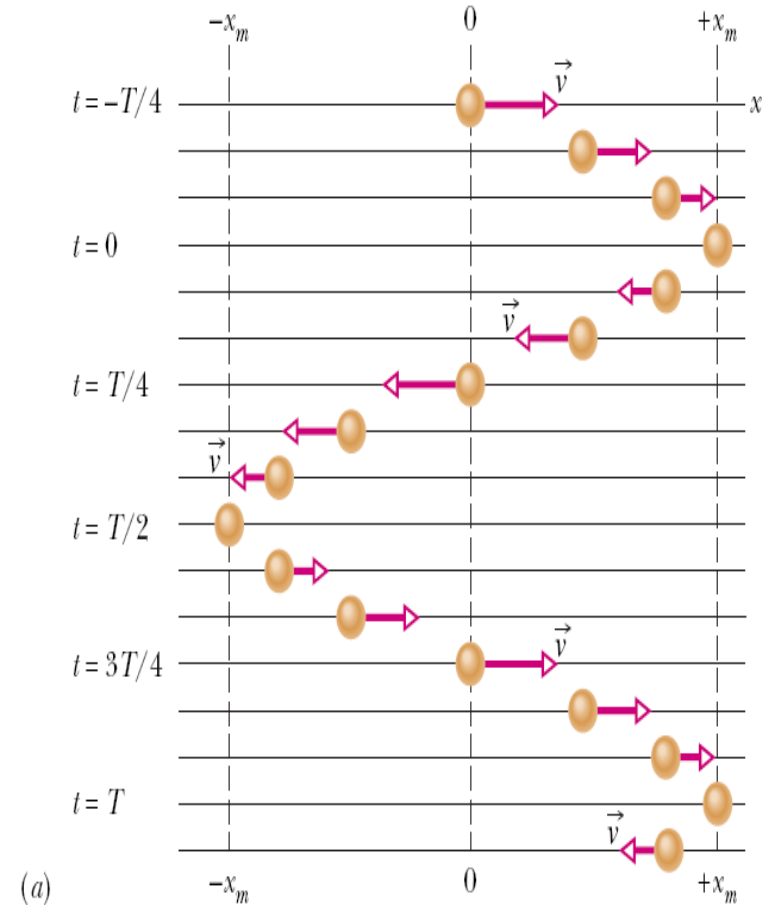
$$\mathbf{x}(t) = \mathbf{x}_m \cos(\omega t + \phi)$$

- $x_m$  is the amplitude (maximum displacement of the system)
- $t$  is the time
- $\omega$  is the angular frequency
- $\phi$  is the phase constant or phase angle



## 15.2 Simple Harmonic Motion

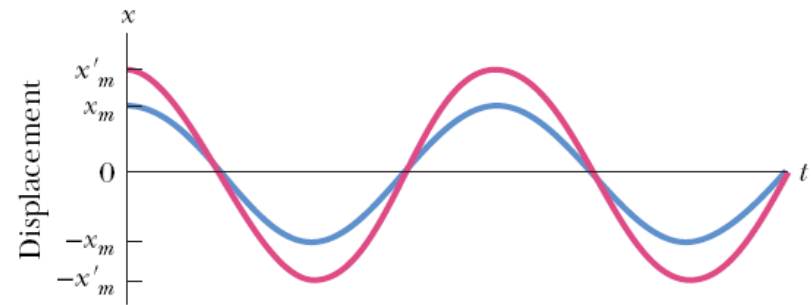
- In the figure snapshots of a simple oscillatory system is shown. A particle repeatedly moves back and forth about the point  $x = 0$ .
- The time taken for one complete oscillation is the period,  $T$ . In the time of one  $T$ , the system travels from  $x = +x_m$ , to  $-x_m$ , and then back to its original position  $x_m$ .
- The velocity vector arrows are scaled to indicate the magnitude of the speed of the system at different times. At  $x = \pm x_m$ , the velocity is zero.
- Frequency of oscillation: number of oscillations that are completed in each second.
- The symbol for frequency is  $f$ , and the SI unit is the hertz (abbreviated as Hz).



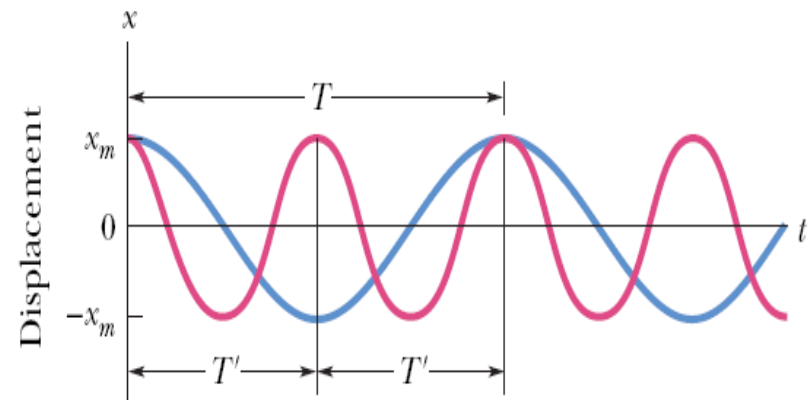
$$T = \frac{1}{f}$$

## 15.2 Simple Harmonic Motion

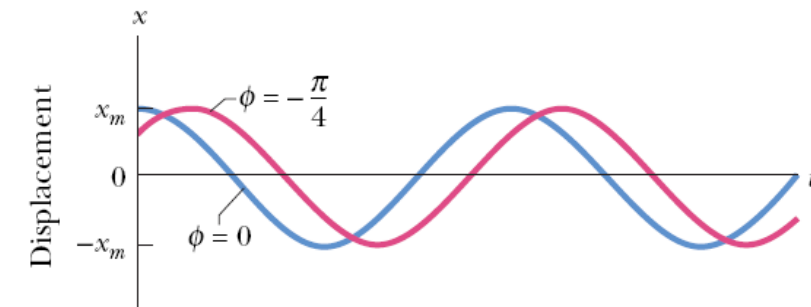
- Figure a plots the displacement of two SHM systems that are different in amplitudes, but have the same period.
- Figure b plots the displacement of two SHM systems which are different in periods but have the same amplitude.
- The value of the phase constant term,  $\phi$ , depends on the value of the displacement and the velocity of the system at time  $t = 0$ .
- Figure c plots the displacement of two SHM systems having the same period and amplitude, but different phase constants.



(a)



(b)



(c)

## 15.2 Simple Harmonic Motion

For an oscillatory motion with period  $T$ ,

$$x(t) = x(t + T)$$

The cosine function also repeats itself when the argument increases by  $2\pi$ . Therefore,

$$\begin{aligned}\omega(t + T) &= \omega t + 2\pi \\ \rightarrow \omega T &= 2\pi \\ \rightarrow \omega &= \frac{2\pi}{T} = 2\pi f\end{aligned}$$

Here,  $\omega$  is the angular frequency, and measures the angle per unit time. The SI unit is radians/second. To be consistent,  $\phi$  then must be in radians.

## 15.2 Simple Harmonic Motion

The velocity of SHM:

$$v(t) = \frac{dx(t)}{dt} = \frac{d}{dt} [x_m \cos(\omega t + \phi)]$$

$$\rightarrow v(t) = -\omega x_m \sin(\omega t + \phi)$$

The maximum value (amplitude) of velocity is  $\omega x_m$ . The phase shift of the velocity is  $\pi/2$ , making the cosine to a sine function.

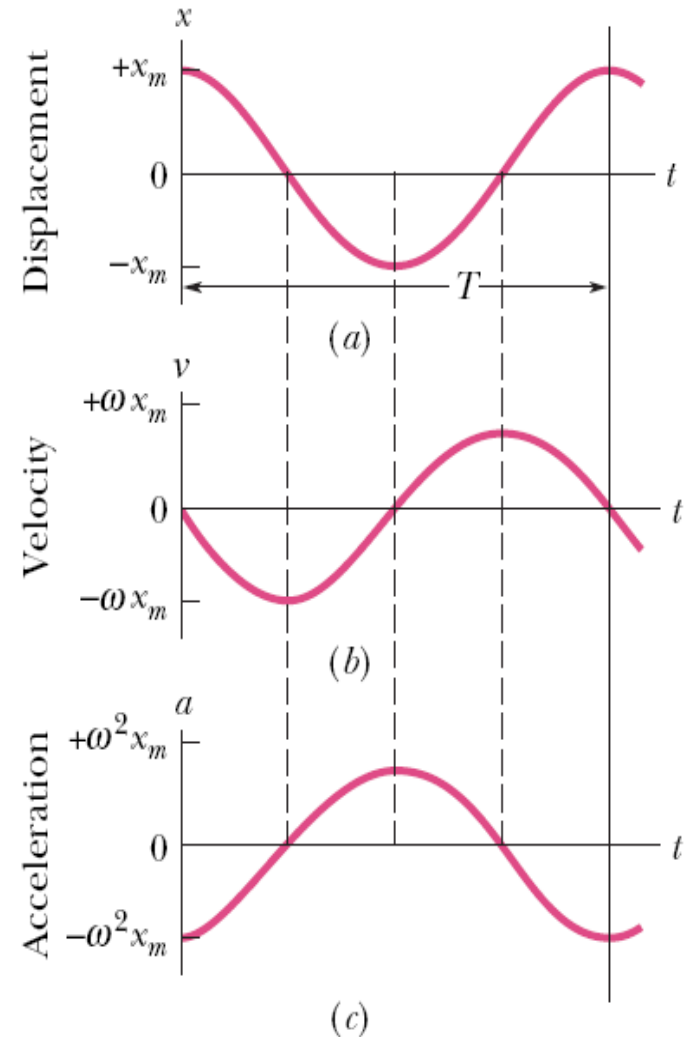
The acceleration of SHM is:

$$a(t) = \frac{dv(t)}{dt} = \frac{d}{dt} [-\omega x_m \sin(\omega t + \phi)]$$

$$\rightarrow a(t) = -\omega^2 x_m \cos(\omega t + \phi)$$

$$\rightarrow a(t) = -\omega^2 x(t)$$

The acceleration amplitude is  $\omega^2 x_m$ .



**In SHM  $a(t)$  is proportional to the displacement but opposite in sign.**

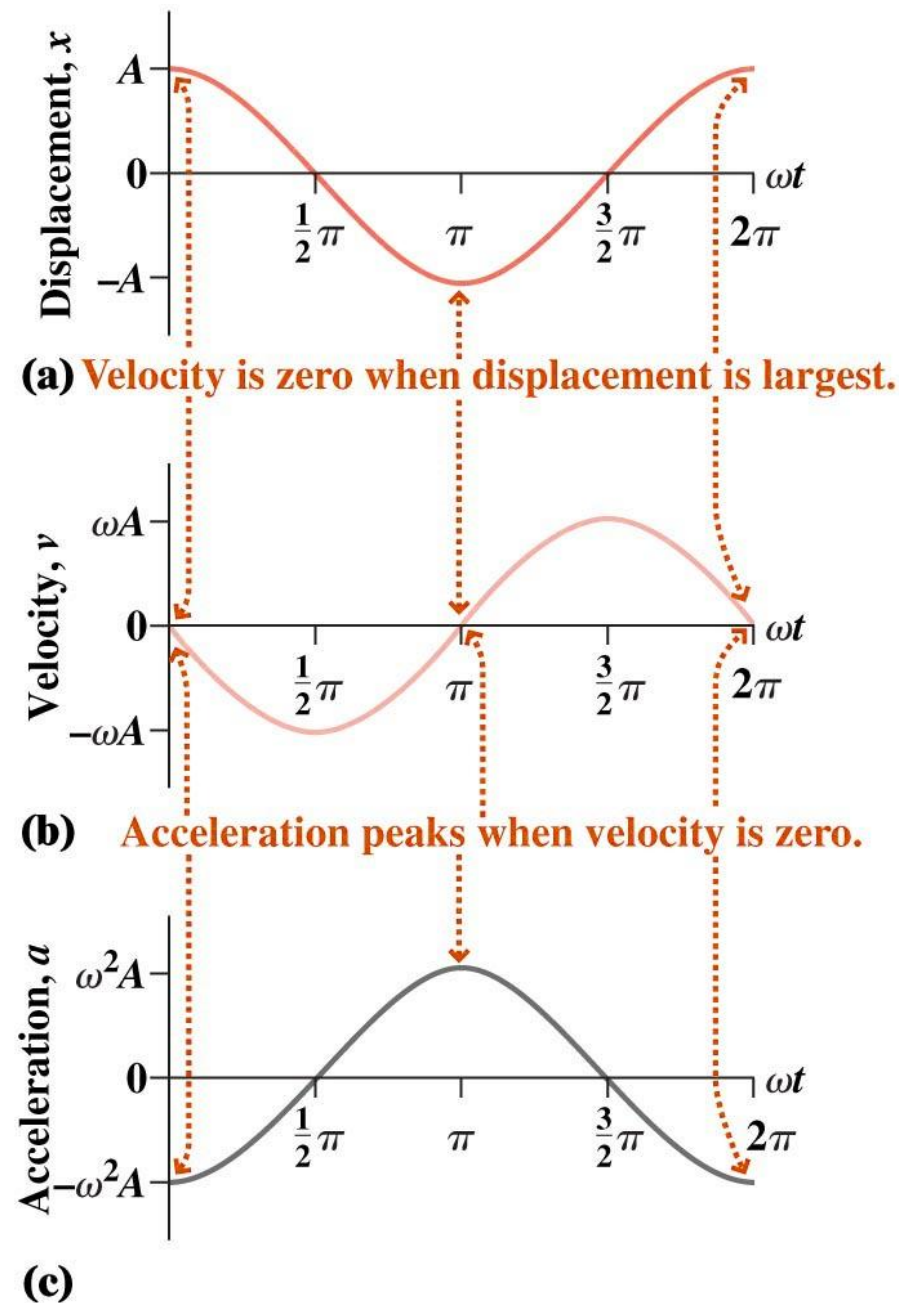
## 15.2 Simple Harmonic Motion

- Velocity is the time rate of change of position:

$$v(t) = \frac{dx}{dt} = -\omega A \sin \omega t$$

- Acceleration is the time rate of change of velocity:

$$a(t) = \frac{dv}{dt} = -\omega^2 A \cos \omega t$$



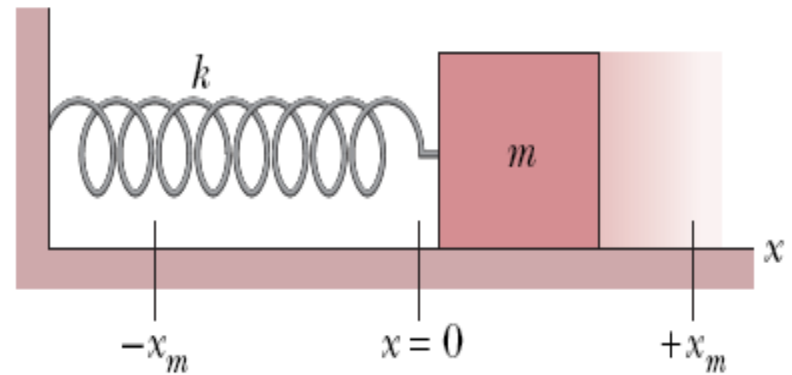
## 15.3 Force Law for SHM

From Newton's 2<sup>nd</sup> law:

$$F = ma = -(m\omega^2)x = -kx$$

*SHM is the motion executed by a system subject to a force that is proportional to the displacement of the system but opposite in sign.*

- The block-spring system shown on the right forms a linear SHM oscillator.
- The spring constant of the spring,  $k$ , is related to the angular frequency,  $\omega$ , of the oscillator:



$$\omega = \sqrt{\frac{k}{m}} \rightarrow T = 2\pi \sqrt{\frac{m}{k}}$$



## Example: force law

A block whose mass  $m$  is 680 g is fastened to a spring whose spring constant  $k$  is 65 N/m. The block is pulled a distance  $x = 11$  cm from its equilibrium position at  $x = 0$  on a frictionless surface and released from rest at  $t = 0$ .

(a) What are the angular frequency, the frequency, and the period of the resulting motion?

A block whose mass  $m$  is 680 g is fastened to a spring whose spring constant  $k$  is 65 N/m. The block is pulled a distance  $x = 11$  cm from its equilibrium position at  $x = 0$  on a frictionless surface and released from rest at  $t = 0$ .

(b) What is the amplitude of the oscillation?

### KEY IDEA

The block–spring system forms a linear simple harmonic oscillator, with the block undergoing SHM.

**Calculations:** The angular frequency is given by Eq. 15-12:

$$\begin{aligned}\omega &= \sqrt{\frac{k}{m}} = \sqrt{\frac{65 \text{ N/m}}{0.68 \text{ kg}}} = 9.78 \text{ rad/s} \\ &\approx 9.8 \text{ rad/s.} \quad \text{(Answer)}\end{aligned}$$

The frequency follows from Eq. 15-5, which yields

$$f = \frac{\omega}{2\pi} = \frac{9.78 \text{ rad/s}}{2\pi \text{ rad}} = 1.56 \text{ Hz} \approx 1.6 \text{ Hz.} \quad \text{(Answer)}$$

The period follows from Eq. 15-2, which yields

$$T = \frac{1}{f} = \frac{1}{1.56 \text{ Hz}} = 0.64 \text{ s} = 640 \text{ ms.} \quad \text{(Answer)}$$

### KEY IDEA

With no friction involved, the mechanical energy of the spring–block system is conserved.

**Reasoning:** The block is released from rest 11 cm from its equilibrium position, with zero kinetic energy and the elastic potential energy of the system at a maximum. Thus, the block will have zero kinetic energy whenever it is again 11 cm from its equilibrium position, which means it will never be farther than 11 cm from that position. Its maximum displacement is 11 cm:

$$x_m = 11 \text{ cm.} \quad \text{(Answer)}$$

### Example: force law

A block whose mass  $m$  is 680 g is fastened to a spring whose spring constant  $k$  is 65 N/m. The block is pulled a distance  $x = 11$  cm from its equilibrium position at  $x = 0$  on a frictionless surface and released from rest at  $t = 0$ .

(c) What is the maximum speed  $v_m$  of the oscillating block, and where is the block when it has this speed?

A block whose mass  $m$  is 680 g is fastened to a spring whose spring constant  $k$  is 65 N/m. The block is pulled a distance  $x = 11$  cm from its equilibrium position at  $x = 0$  on a frictionless surface and released from rest at  $t = 0$ .

(d) What is the magnitude  $a_m$  of the maximum acceleration of the block?

#### KEY IDEA

The maximum speed  $v_m$  is the velocity amplitude  $\omega x_m$  in Eq. 15-6.

**Calculation:** Thus, we have

$$\begin{aligned}v_m &= \omega x_m = (9.78 \text{ rad/s})(0.11 \text{ m}) \\ &= 1.1 \text{ m/s.}\end{aligned}\quad (\text{Answer})$$

This maximum speed occurs when the oscillating block is rushing through the origin; compare Figs. 15-4*a* and 15-4*b*, where you can see that the speed is a maximum whenever  $x = 0$ .

#### KEY IDEA

The magnitude  $a_m$  of the maximum acceleration is the acceleration amplitude  $\omega^2 x_m$  in Eq. 15-7.

**Calculation:** So, we have

$$\begin{aligned}a_m &= \omega^2 x_m = (9.78 \text{ rad/s})^2(0.11 \text{ m}) \\ &= 11 \text{ m/s}^2.\end{aligned}\quad (\text{Answer})$$

This maximum acceleration occurs when the block is at the ends of its path. At those points, the force acting on the block has its maximum magnitude; compare Figs. 15-4*a* and 15-4*c*, where you can see that the magnitudes of the displacement and acceleration are maximum at the same times.

### **Example: force law**

A block whose mass  $m$  is 680 g is fastened to a spring whose spring constant  $k$  is 65 N/m. The block is pulled a distance  $x = 11$  cm from its equilibrium position at  $x = 0$  on a frictionless surface and released from rest at  $t = 0$ .

(e) What is the phase constant  $\phi$  for the motion?

A block whose mass  $m$  is 680 g is fastened to a spring whose spring constant  $k$  is 65 N/m. The block is pulled a distance  $x = 11$  cm from its equilibrium position at  $x = 0$  on a frictionless surface and released from rest at  $t = 0$ .

(f) What is the displacement function  $x(t)$  for the spring-block system?

**Calculations:** Equation 15-3 gives the displacement of the block as a function of time. We know that at time  $t = 0$ , the block is located at  $x = x_m$ . Substituting these *initial conditions*, as they are called, into Eq. 15-3 and canceling  $x_m$  give us

$$1 = \cos \phi. \quad (15-14)$$

Taking the inverse cosine then yields

$$\phi = 0 \text{ rad.} \quad (\text{Answer})$$

(Any angle that is an integer multiple of  $2\pi$  rad also satisfies Eq. 15-14; we chose the smallest angle.)

**Calculation:** The function  $x(t)$  is given in general form by Eq. 15-3. Substituting known quantities into that equation gives us

$$\begin{aligned} x(t) &= x_m \cos(\omega t + \phi) \\ &= (0.11 \text{ m}) \cos[(9.8 \text{ rad/s})t + 0] \\ &= 0.11 \cos(9.8t), \end{aligned} \quad (\text{Answer})$$

where  $x$  is in meters and  $t$  is in seconds.

## 15.4: Energy in SHM

- The potential energy of a linear oscillator is associated entirely with the spring.

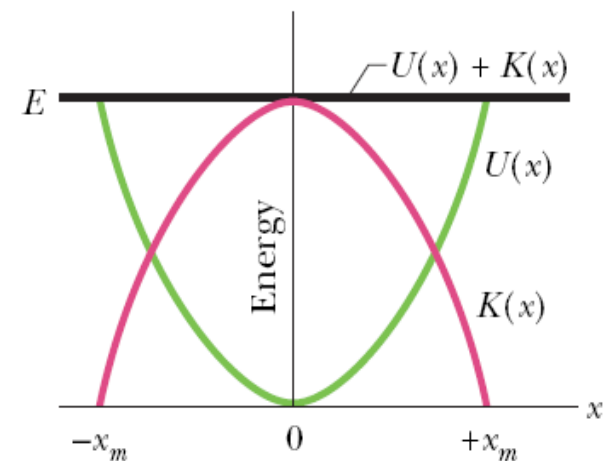
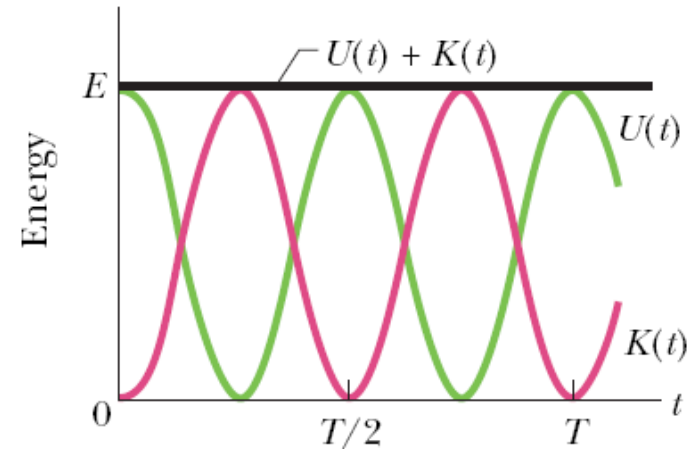
$$U(t) = \frac{1}{2} kx^2 = \frac{1}{2} kx_m^2 \cos^2(\omega t + \phi)$$

- The kinetic energy of the system is associated entirely with the speed of the block.

$$K(t) = \frac{1}{2} mv^2 = \frac{1}{2} m\omega^2 x_m^2 \sin^2(\omega t + \phi) = \frac{1}{2} kx_m^2 \sin^2(\omega t + \phi)$$

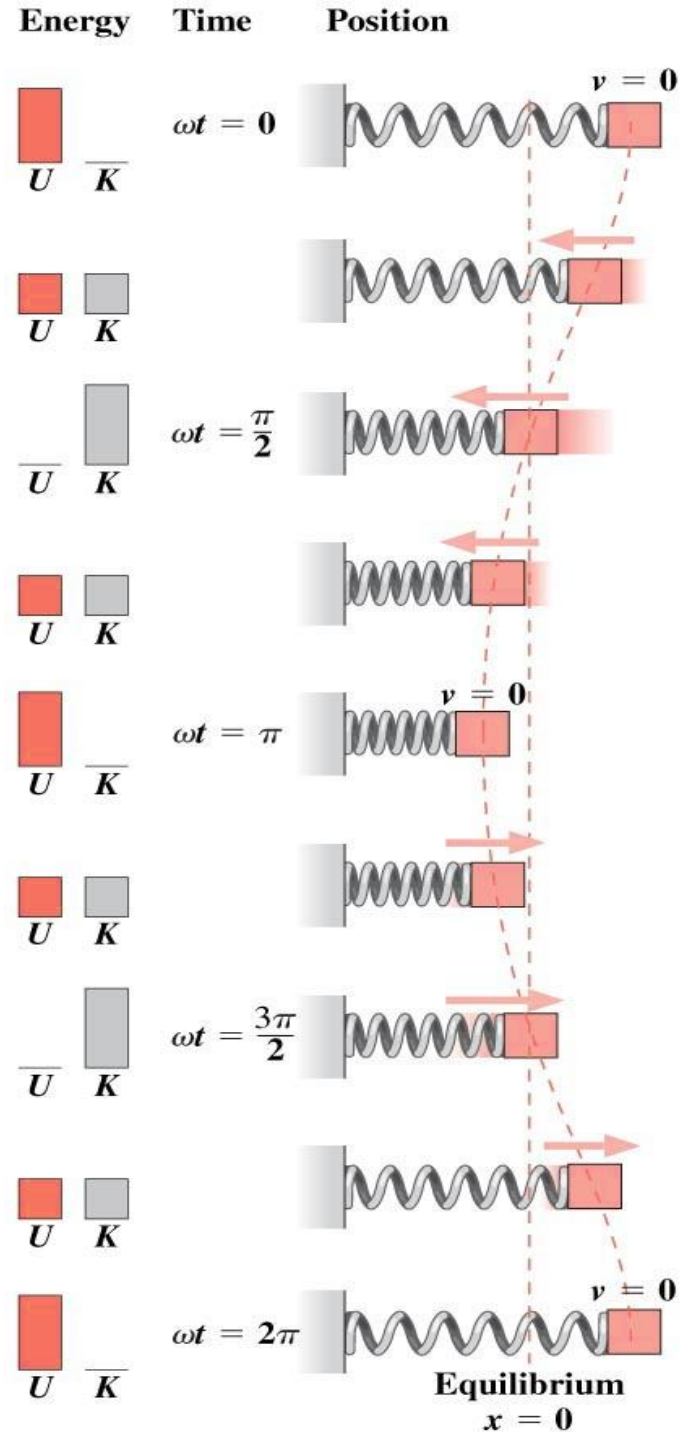
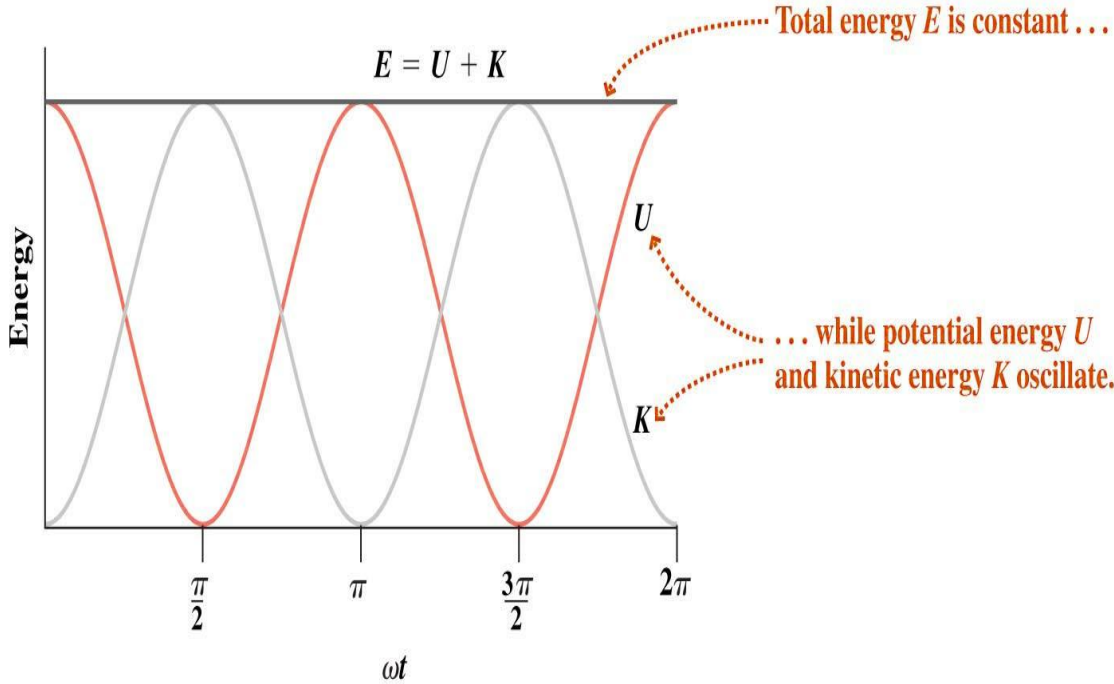
- The total mechanical energy of the system:

$$E = U + K = \frac{1}{2} kx_m^2$$



# 15.4: Energy in SHM

- In the absence of nonconservative forces, the energy of a simple harmonic oscillator is constant.
- Energy is transferred back and forth between kinetic and potential modes.



## Example: Energy in SHM

Many tall buildings have mass dampers, which are anti-sway devices to prevent them from oscillating in a wind. The device might be a block oscillating at the end of a spring and on a lubricated track. If the building sways, say eastward, the block also moves eastward but delayed enough so that when it finally moves, the building is then moving back westward.

Thus, the motion of the oscillator is out of step with the motion of the building.

Suppose that the block has mass of  $m = 2.72 \times 10^5 \text{ kg}$  and is designed to oscillate at frequency  $f = 10.0 \text{ Hz}$  and with amplitude  $x_m = 20.0 \text{ cm}$ .

(a) What is the total mechanical energy  $E$  of the spring-block system?

### KEY IDEA

The mechanical energy  $E$  (the sum of the kinetic energy  $K = \frac{1}{2}mv^2$  of the block and the potential energy  $U = \frac{1}{2}kx^2$  of the spring) is constant throughout the motion of the oscillator. Thus, we can evaluate  $E$  at any point during the motion.

**Calculations:** Because we are given amplitude  $x_m$  of the oscillations, let's evaluate  $E$  when the block is at position  $x = x_m$ , where it has velocity  $v = 0$ . However, to evaluate  $U$  at that point, we first need to find the spring constant  $k$ . From Eq. 15-12 ( $\omega = \sqrt{k/m}$ ) and Eq. 15-5 ( $\omega = 2\pi f$ ), we find

$$\begin{aligned}k &= m\omega^2 = m(2\pi f)^2 \\ &= (2.72 \times 10^5 \text{ kg})(2\pi)^2(10.0 \text{ Hz})^2 \\ &= 1.073 \times 10^9 \text{ N/m}.\end{aligned}$$

We can now evaluate  $E$  as

$$\begin{aligned}E &= K + U = \frac{1}{2}mv^2 + \frac{1}{2}kx^2 \\ &= 0 + \frac{1}{2}(1.073 \times 10^9 \text{ N/m})(0.20 \text{ m})^2 \\ &= 2.147 \times 10^7 \text{ J} \approx 2.1 \times 10^7 \text{ J}. \quad (\text{Answer})\end{aligned}$$

### **Example: Energy, continued**

(b) What is the block's speed as it passes through the equilibrium point?

**Calculations:** We want the speed at  $x = 0$ , where the potential energy is  $U = \frac{1}{2}kx^2 = 0$  and the mechanical energy is entirely kinetic energy. So, we can write

$$E = K + U = \frac{1}{2}mv^2 + \frac{1}{2}kx^2$$

$$2.147 \times 10^7 \text{ J} = \frac{1}{2}(2.72 \times 10^5 \text{ kg})v^2 + 0,$$

or  $v = 12.6 \text{ m/s.}$  (Answer)

Because  $E$  is entirely kinetic energy, this is the maximum speed  $v_m$ .

## 15.4: An Angular SHM

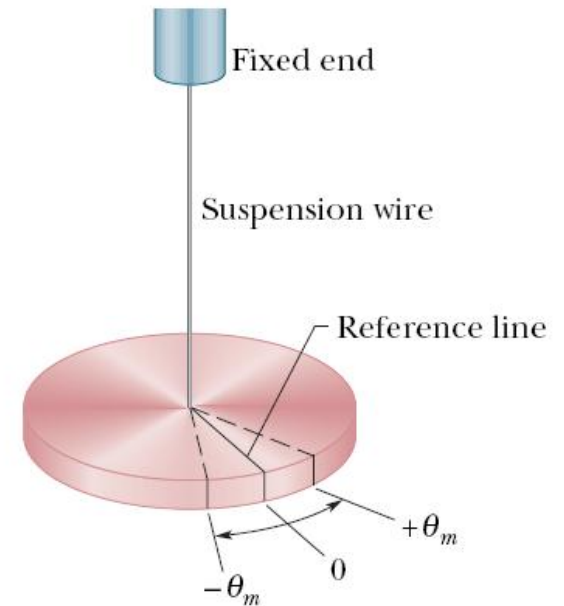
- The figure shows an example of angular SHM. In a torsion pendulum involves the twisting of a suspension wire as the disk oscillates in a horizontal plane.
- The torque associated with an angular displacement  $\theta$  is given by:

$$\tau = -\kappa\theta$$

- $\kappa$  is the torsion constant, and depends on the length, diameter, and material of the suspension wire. The period,  $T$ , relates to  $\kappa$  as:

$$T = 2\pi\sqrt{\frac{I}{\kappa}}$$

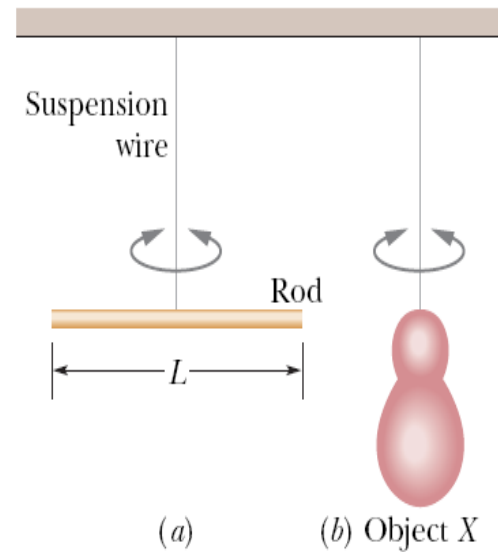
Here,  $I$  is the rotational inertia of the oscillating disk.





## Example: Angular SHM

Figure a shows a thin rod whose length  $L$  is 12.4 cm and whose mass  $m$  is 135 g, suspended at its midpoint from a long wire. Its period  $T_a$  of angular SHM is measured to be 2.53 s. An irregularly shaped object, which we call object X, is then hung from the same wire, as in Fig. b, and its period  $T_b$  is found to be 4.76 s. What is the rotational inertia of object X about its suspension axis?



**Answer:** The rotational inertia of either the rod or object X is related to the measured period. The rotational inertia of a thin rod about a perpendicular axis through its midpoint is given as  $\frac{1}{12} mL^2$ . Thus, we have, for the rod in Fig. a,

Now let us write the periods, once for the rod and once for object X:

$$I_a = \frac{1}{12}mL^2 = \left(\frac{1}{12}\right)(0.135 \text{ kg})(0.124 \text{ m})^2 \\ = 1.73 \times 10^{-4} \text{ kg} \cdot \text{m}^2.$$

$$T_a = 2\pi \sqrt{\frac{I_a}{\kappa}} \quad \text{and} \quad T_b = 2\pi \sqrt{\frac{I_b}{\kappa}}.$$

The constant  $\kappa$ , which is a property of the wire, is the same for both figures; only the periods and the rotational inertias differ.

Let us square each of these equations, divide the second by the first, and solve the resulting equation for  $I_b$ . The result is

$$I_b = I_a \frac{T_b^2}{T_a^2} = (1.73 \times 10^{-4} \text{ kg} \cdot \text{m}^2) \frac{(4.76 \text{ s})^2}{(2.53 \text{ s})^2} \\ = 6.12 \times 10^{-4} \text{ kg} \cdot \text{m}^2. \quad (\text{Answer})$$

## 15.6: Pendulums

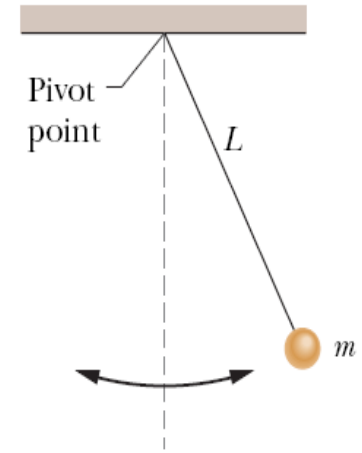
- In a *simple pendulum*, a particle of mass  $m$  is suspended from one end of an unstretchable massless string of length  $L$  that is fixed at the other end.
- The restoring torque acting on the mass when its angular displacement is  $\theta$ , is:

$$\tau = -L(F_g \sin \theta) = I\alpha$$

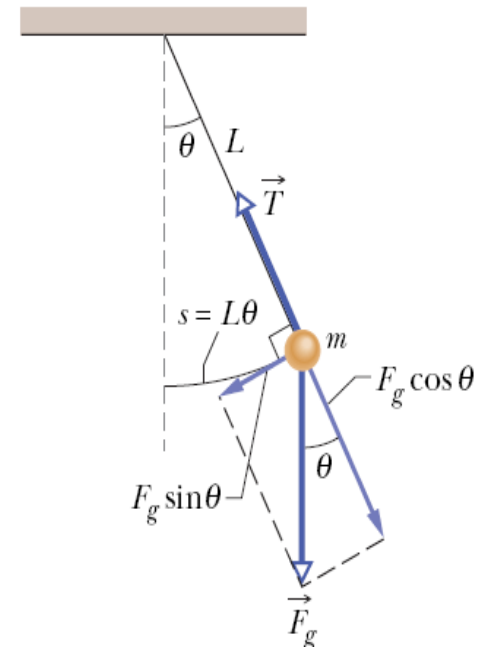
- $\alpha$  is the angular acceleration of the mass. Finally,

$$\alpha = -\frac{mgL}{I} \theta, \text{ and}$$
$$T = 2\pi \sqrt{\frac{L}{g}}$$

- This is true for *small angular displacements*,  $\theta$ .



(a)



(b)

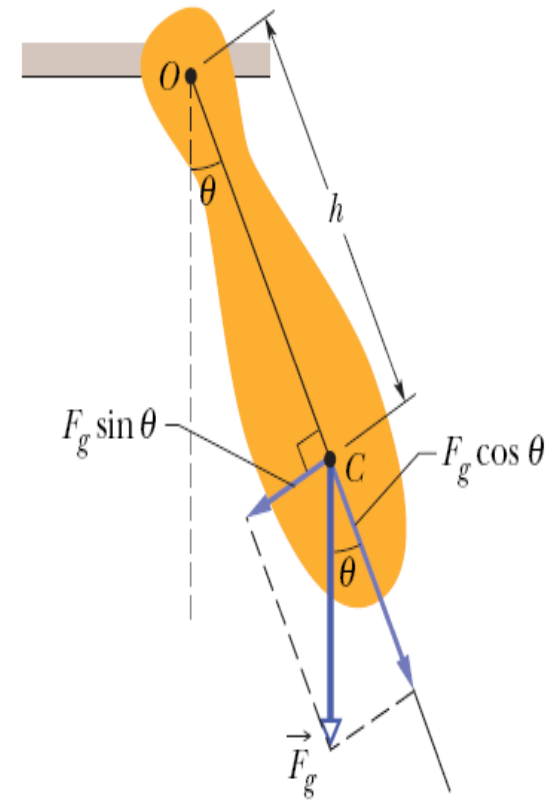
## 15.6: Pendulums

A physical pendulum can have a complicated distribution of mass. If the center of mass,  $C$ , is at a distance of  $h$  from the pivot point (figure), then for *small angular amplitudes*, the motion is simple harmonic.

The period,  $T$ , is:

$$T = 2\pi \sqrt{\frac{I}{mgh}}$$

Here,  $I$  is the rotational inertia of the pendulum about  $O$ .



## 15.6: Pendulums

In the **small-angle approximation** we can assume that  $\theta \ll 10^\circ$  and use the approximation  $\sin \theta \cong \theta$ . Let us investigate up to what angle  $\theta$  is the approximation reasonably accurate?

$\theta$ (degrees)	$\theta$ (radians)	$\sin \theta$
5	0.087	0.087
10	0.174	0.174
15	0.262	0.259 (1% off)
20	0.349	0.342 (2% off)

**Conclusion:** If we keep  $\theta < 10^\circ$  we make less than 1 % error.

## Example: pendulum

In Fig. a, a meter stick swings about a pivot point at one end, at distance  $h$  from the stick's center of mass.

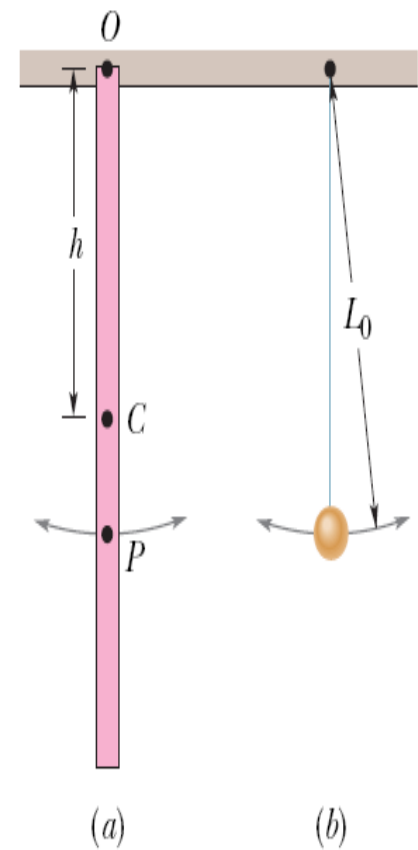
(a) What is the period of oscillation  $T$ ?

**KEY IDEA:** The stick is not a simple pendulum because its mass is not concentrated in a bob at the end opposite the pivot point—so the stick is a physical pendulum.

**Calculations:** The period for a physical pendulum depends on the rotational inertia,  $I$ , of the stick about the pivot point. We can treat the stick as a uniform rod of length  $L$  and mass  $m$ . Then  $I = \frac{1}{3} mL^2$ , where the distance  $h$  is  $L$ . Therefore,

$$\begin{aligned} T &= 2\pi \sqrt{\frac{I}{mgh}} = 2\pi \sqrt{\frac{\frac{1}{3} mL^2}{mg(\frac{1}{2}L)}} = 2\pi \sqrt{\frac{2L}{3g}} \\ &= 2\pi \sqrt{\frac{(2)(1.00 \text{ m})}{(3)(9.8 \text{ m/s}^2)}} = 1.64 \text{ s.} \end{aligned} \quad (\text{Answer})$$

**Note the result is independent of the pendulum's mass  $m$ .**



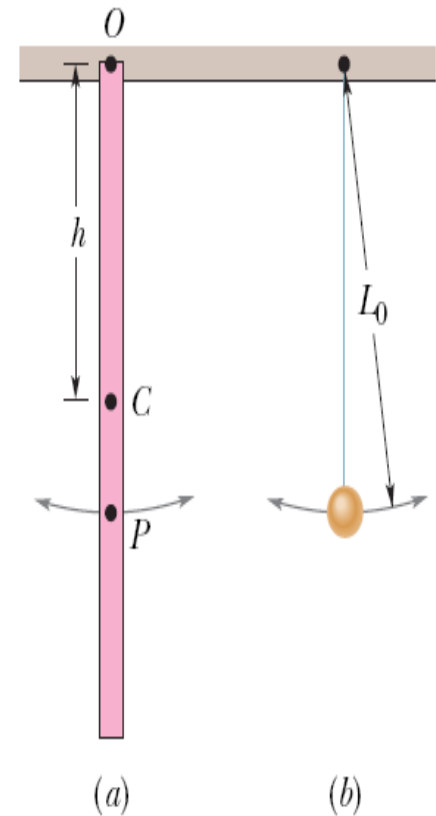
**Example: pendulum, cont.:**

(b) What is the distance  $L_0$  between the pivot point  $O$  of the stick and the center of oscillation of the stick?

**Calculations:** We want the length  $L_0$  of the simple pendulum (drawn in Fig. *b*) that has the same period as the physical pendulum (the stick) of Fig. *a*.

$$T = 2\pi \sqrt{\frac{L_0}{g}} = 2\pi \sqrt{\frac{2L}{3g}}$$

$$L_0 = \frac{2}{3}L = \left(\frac{2}{3}\right)(100 \text{ cm}) = 66.7 \text{ cm. (Answer)}$$

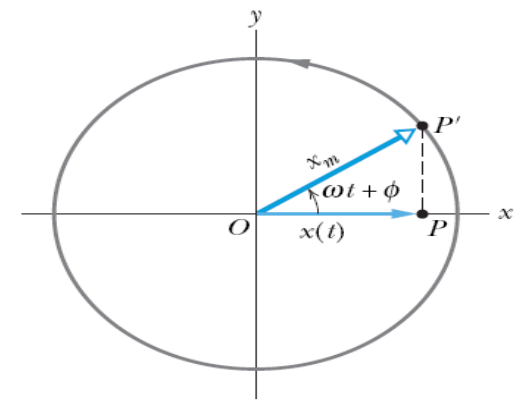


## 15.7: SHM and Uniform Circular Motion

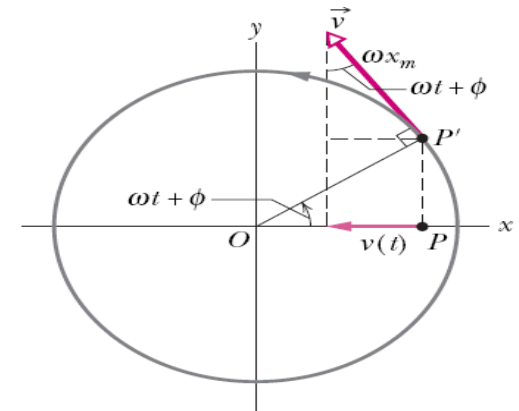
- Consider a reference particle  $P'$  moving in uniform circular motion with constant angular speed ( $\omega$ ).
- The projection of the particle on the x-axis is a point  $P$ , describing motion given by:

$$x(t) = x_m \cos(\omega t + \phi).$$

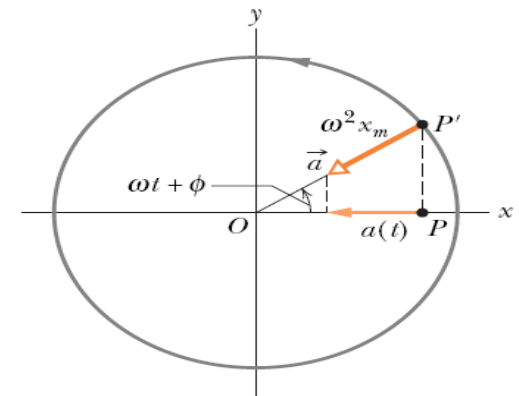
- This is the displacement equation of SHM.
- SHM, therefore, is the projection of uniform circular motion on a diameter of the circle in which the circular motion occurs.



(a)



(b)

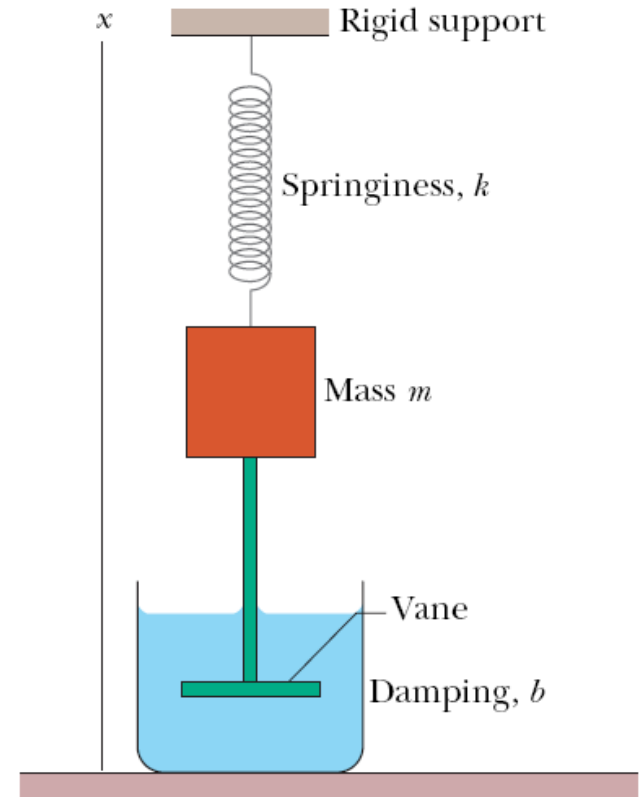


(c)

## 15.8: Damped SHM

In a damped oscillation, the motion of the oscillator is reduced by an external force.

Example: A block of mass  $m$  oscillates vertically on a spring on a spring, with spring constant,  $k$ . From the block a rod extends to a vane which is submerged in a liquid. The liquid provides the external damping force,  $F_d$ .





## 15.8: Damped SHM

- Often the damping force,  $F_d$ , is proportional to the 1<sup>st</sup> power of the velocity  $v$ . That is:

$$F_d = -bv$$

- From Newton's 2<sup>nd</sup> law, the following DE results:

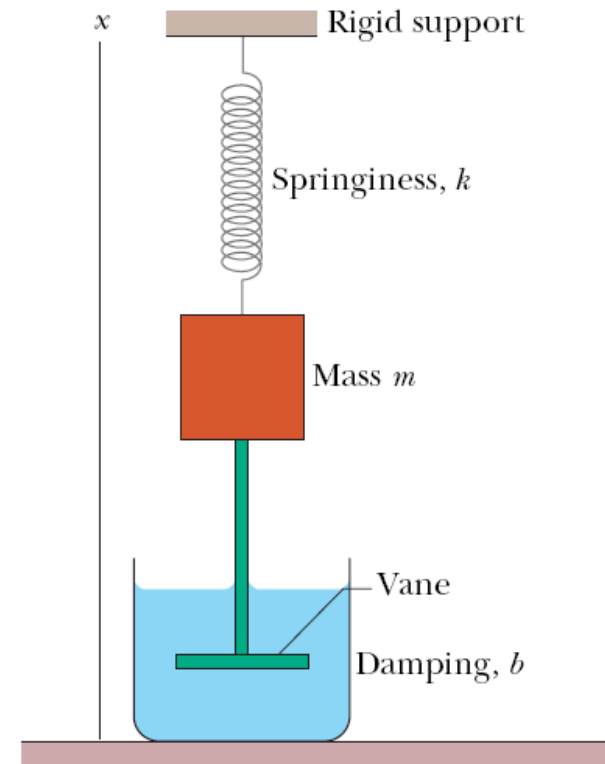
$$m \frac{d^2 x}{dt^2} + b \frac{dx}{dt} + kx = 0$$

- The solution is:

$$x(t) = x_m e^{\frac{-bt}{2m}} \cos(\omega' t + \phi)$$

- Here  $\omega'$  is the angular frequency, and is given by:

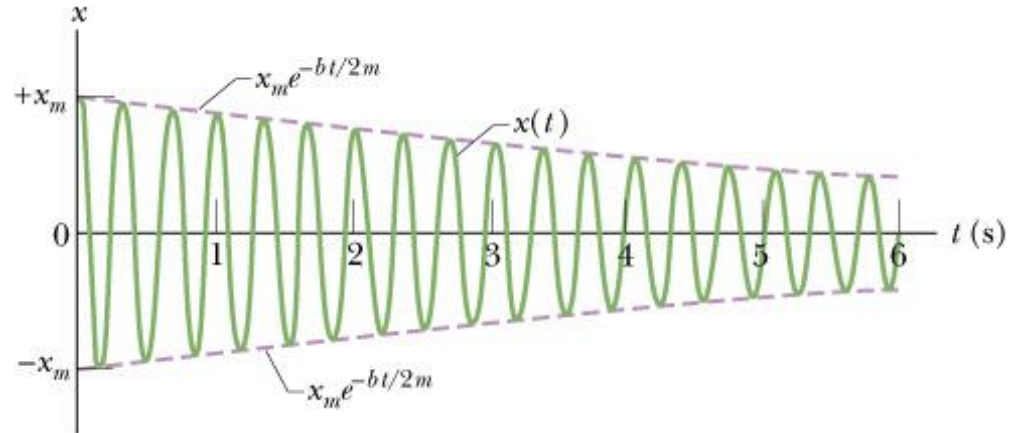
$$\omega' = \sqrt{\frac{k}{m} - \frac{b^2}{4m^2}}$$



## 15.8: Damped SHM

$$x(t) = x_m e^{\frac{-bt}{2m}} \cos(\omega' t + \phi)$$

The figure shows the displacement function  $x(t)$  for the damped oscillator described before. The amplitude decreases as  $x_m \exp(-bt/2m)$  with time.



## Example: damped SHM

For the damped oscillator in the figure,  $m = 250 \text{ g}$ ,  $k = 85 \text{ N/m}$ , and  $b = 70 \text{ g/s}$ .

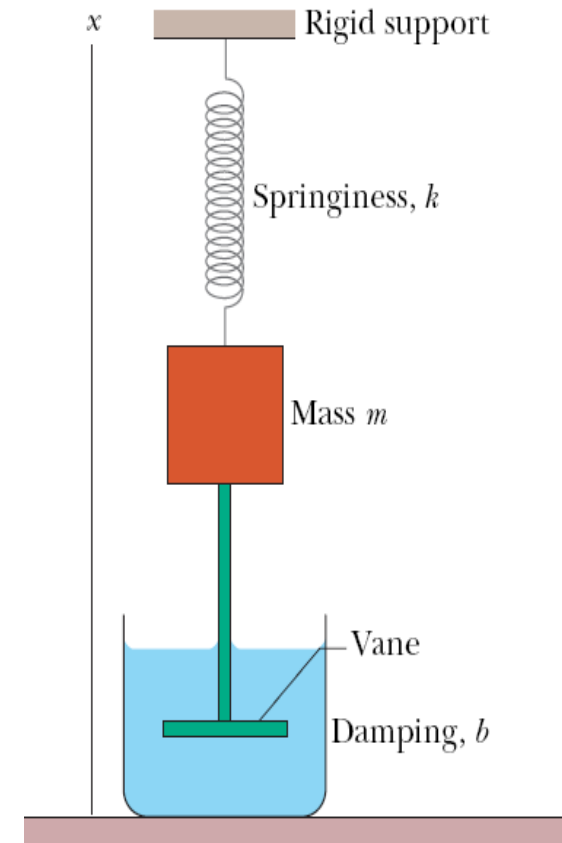
(a) What is the period of the motion?

### KEY IDEA

Because  $b \ll \sqrt{km} = 4.6 \text{ kg/s}$ , the period is approximately that of the undamped oscillator.

**Calculation:** From Eq. 15-13, we then have

$$T = 2\pi \sqrt{\frac{m}{k}} = 2\pi \sqrt{\frac{0.25 \text{ kg}}{85 \text{ N/m}}} = 0.34 \text{ s. (Answer)}$$



## Example: damped SHM, cont

(b) How long does it take for the amplitude of the damped oscillations to drop to half its initial value?

### KEY IDEA

The amplitude at time  $t$  is  $x_m e^{-bt/2m}$ .

**Calculations:** The amplitude has the value  $x_m$  at  $t = 0$ . Thus, we must find the value of  $t$  for which

$$x_m e^{-bt/2m} = \frac{1}{2}x_m.$$

Canceling  $x_m$  and taking the natural logarithm of the equation that remains, we have  $\ln \frac{1}{2}$  on the right side and

$$\ln(e^{-bt/2m}) = -bt/2m$$

$$\begin{aligned} t &= \frac{-2m \ln \frac{1}{2}}{b} = \frac{-(2)(0.25 \text{ kg})(\ln \frac{1}{2})}{0.070 \text{ kg/s}} \\ &= 5.0 \text{ s.} \end{aligned} \quad (\text{Answer})$$

Because  $T = 0.34 \text{ s}$ , this is about 15 periods of oscillation.

## Example: damped SHM, cont.

(c) How long does it take for the mechanical energy to drop to one-half its initial value?

### KEY IDEA

From Eq. 15-44, the mechanical energy at time  $t$  is  $\frac{1}{2}kx_m^2 e^{-bt/m}$ .

**Calculations:** The mechanical energy has the value  $\frac{1}{2}kx_m^2$  at  $t = 0$ . Thus, we must find the value of  $t$  for which

$$\frac{1}{2}kx_m^2 e^{-bt/m} = \frac{1}{2}\left(\frac{1}{2}kx_m^2\right).$$

If we divide both sides of this equation by  $\frac{1}{2}kx_m^2$  and solve for  $t$  as we did above, we find

$$t = \frac{-m \ln \frac{1}{2}}{b} = \frac{-(0.25 \text{ kg})(\ln \frac{1}{2})}{0.070 \text{ kg/s}} = 2.5 \text{ s. (Answer)}$$

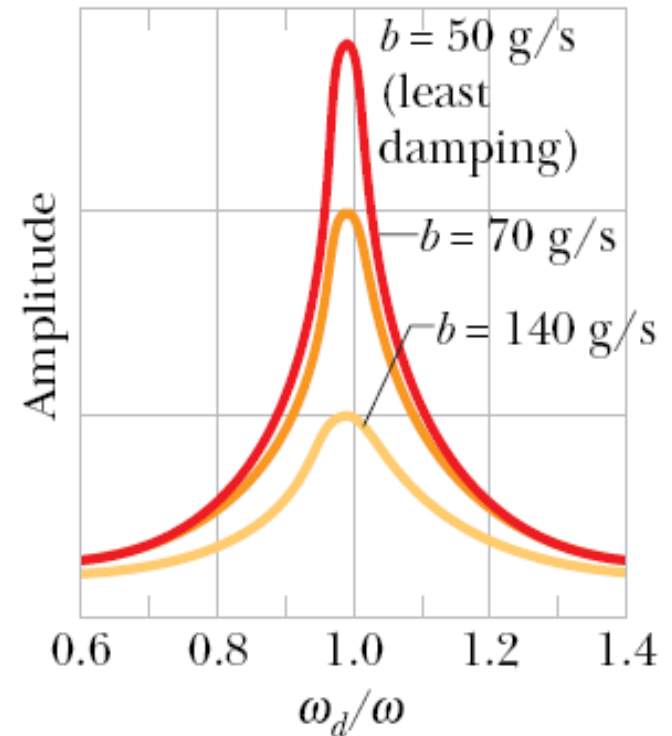
## 15.9: Forced oscillations and resonance

- When the oscillator is subjected to an external force that is periodic, the oscillator will exhibit forced/driven oscillations.
- Example: A swing in motion is pushed with a periodic force of angular frequency,  $\omega_d$ .
- There are two frequencies involved in a forced driven oscillator:
  - I.  $\omega$ , the natural angular frequency of the oscillator, without the presence of any external force, and
  - II.  $\omega_d$ , the angular frequency of the applied external force.

## 15.9: Forced oscillations and resonance

Resonance will occur in the forced oscillation if the natural angular frequency,  $\omega$ , is equal to  $\omega_d$ .

This is the condition when the velocity amplitude is the largest, and to some extent, also when the displacement amplitude is the largest. The adjoining figure plots displacement amplitude as a function of the ratio of the two frequencies.



Example: Mexico City collapsed in September 1985 when a major earthquake hit the western coast of Mexico. The seismic waves of the earthquake was close to the natural frequency of many buildings